

# 2026/03/28 (六)

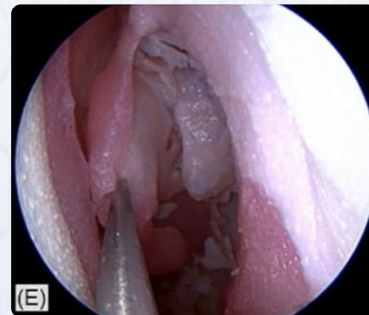
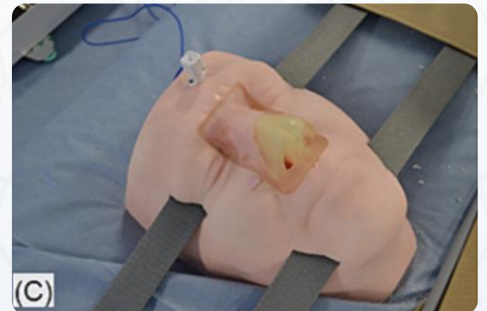
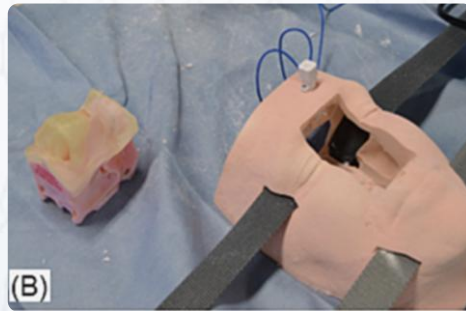
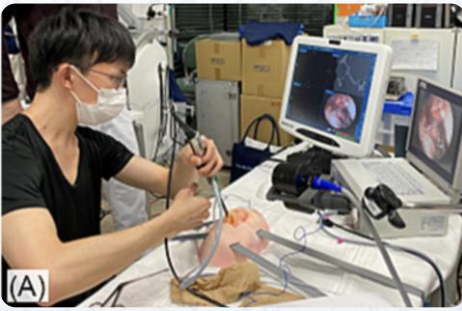
## Pre-Congress 3D Models Dissection Course



### Professor Peter-John Wormald.

Chairman, Otolaryngology Head & Neck Surgery, Professor of Skull Base Surgery, University of Adelaide, Adelaide, Australia

- Master different sinus anatomies with 3-D models.
- Steps by steps from frontal recess dissection to frontal drill out.
- Extended maxillary surgeries from mega antrostomy to pre-lacrimal approach.



### Frontal Sinus Surgery – From Planning to Practice

This hands-on course provides an in-depth learning experience on how to understand and plan frontal sinus surgery, combining software-based planning with step-by-step dissection.

#### Course Highlights:

- 10 dissection stations (2 delegates per station).
- Learn how to plan frontal sinus surgery using real CT scan cases and planning software.
- Faculty-guided CT planning – delegates plan 2 CT scans and review with faculty.
- Anatomical planning on the actual dissection model (Model 8).
- Live demonstrations and hands-on dissections including:
  - Septoplasty & Maxillary Mega Antrostomy (MMA) – one delegate per side.
  - Frontal recess dissection and review of corresponding surgical video.
  - Sphenoplatine artery (SPA) ligation.
  - Frontal drill-out – shared steps for frontal T and anterior wall.
  - Pre-lacrimal approach for the maxillary IP.
  - CSF leak closure.

Participants will gain practical experience under expert supervision, progressing from surgical planning to advanced frontal sinus procedures.

# 2026/03/28 (六)

## Pre-Congress 3D Models Dissection Course

**Date:** March 28, 2026 | 08:00 – 17:00

**Location:** Mackay Memorial Hospital, Gospel Building, 9F Lecture Hall 1 Room

**Course Type:** Advanced Hands-on Dissection Course

**Dissection Model:** Model 8

**Hands-on Policy:** One Delegate per Side (unless otherwise specified)

**Master  
Trainer:**



Prof. Peter-John Wormald  
(Australia)

**Course  
Directors:**



Prof. Chih-Jaan Tai  
(Taiwan)



Prof. Ying-Piao Wang  
(Taiwan)



Prof. Ping-Huang Shen  
(Taiwan)

Time	Programme
08:00–08:10	Registration
08:10–08:20	Opening Remarks
08:20–09:00	How to Understand and Plan Frontal Sinus Surgery & Software Demonstration
09:00–10:00	Try to do Planning on Software X2
10:00–10:30	Plan for the model to be dissected today (Model 8)
10:30–10:45	Coffee break
10:45–11:15	Septoplasty and MMA (Hands-on)
11:15–12:00	Ethmoid & Sphenoid (Hands-on)
12:00–13:00	lunch symposium - MBI (Next-Gen Nasal Dressing: All-in-One Comfort & Care)
13:00–13:30	Frontal Recess Dissection Demonstration + Video of Actual Surgery
13:30–14:00	Frontal Recess Dissection (Hands-on) Model 8 – One Delegate per Side
14:00–14:30	SPA Ligation (Demo & Hands-on)
14:30–14:45	Coffee break
14:45–16:00	Frontal Drill-out (Demo & Hands-on)
16:00–16:30	Pre-lacrimal Approach for Maxillary IP (Demo & Hands-on)
16:30–17:00	CSF Leak Identification & Closure (Demo & Hands-on)

**The programme and faculty are subject to change.  
The final arrangement on the day of the course shall prevail.**

# 2026 Taiwan Rhinology Society Annual Meeting & International Conference

– Different Paths, Shared Future: Strategies for Sinusitis and Rhinitis –

● 2026/3/29 (Sun) 08:00–16:50

● Location: Mackay Memorial Hospital, Gospel Building, 9F Auditorium

Time	Topic	Speaker	Moderator
07:40–08:00	Registration		
08:00–08:10	Opening Remarks	Superintendent Wen-Han Chang President Chih-Jaan Tai Chairman Ying-Piao Wang	
<b>Conjoint Session</b>			<b>Location: 9F, Auditorium</b>
08:10–08:25	Neurectomy for rhinitis, what, why, and how	Chih-Feng Lin	Po-Hung Chang Ming-Ying Lan
08:25–08:40	Less invasive surgical options for intractable symptoms by allergic rhinitis: Selective endoscopic resection of posterior nasal nerves and Minimally invasive cutting and suture technique for caudal septal deviation	Sachio Takeno	
08:40–08:55	How I do it: Simple modified techniques for caudal and high deviations	Sang-Wook Kim	
08:55–09:05	Discussion		
09:05–09:20	Epithelial Immune Remodeling in the Pathogenesis of Eosinophilic Chronic Rhinosinusitis	Tsuguhisa Nakayama	Chung-Han Hsin Kai-Li Liang
09:20–09:35	Beyond nasal nitric oxide: tissue NO biomarkers, disease burden, and olfactory outcomes in primary chronic rhinosinusitis	Chia-Hsiang Fu	
09:35–09:50	How to identify type 2 eosinophilic Chronic Rhinosinusitis in Asian patients	Ji-Hun Mo	
09:50–10:05	Optimizing surgical outcomes with localized drug delivery implant PROPEL™; our experience and future perspectives.	Nobuyoshi Otori	
10:05–10:15	Discussion		
10:15–10:35	Coffee break & Group photo		
<b>[Plenary Session] Master Talks</b>			<b>Location: 9F, Auditorium</b>
10:35–11:20	1. New approach to the frontal sinus 2. New insights into the pathogenesis of CRS	Peter-John Wormald	Ying-Piao Wang
11:20–11:25	Discussion		
11:25–12:05	1. Selecting Biologic Therapy in CRSwNP: The Role of Eosinophils 2. IL-5 Therapy in Chronic Rhinosinusitis with Nasal Polyps: Expert's experiences	Philippe Gevaert	Te-Huei Yeh
12:05–12:10	Discussion		
12:10–12:30	TRS Member Meeting		
<b>Lunch Seminar (1) (Medtronic)</b>			<b>Location: Lecture Hall 1 Room</b>
12:40–13:20	"Innovation and Evolution in Postoperative Sinus Care: Clinical Excellence of PROPEL™ Localized Drug Delivery" – Insights from Leading Japanese and Taiwanese Experts –	Nobuyoshi Otori Kenzo Tsuzuki	Chih-Jaan Tai
<b>Lunch Seminar (2) (Sanofi)</b>			<b>Location: Lecture Hall 2 Room</b>
12:40–13:20	Dupixent's Multi-Dimensional Impact on CRSwNP - Olfactory Recovery, Epithelial Healing, and Long-Term Patient Outcomes	Pei-Wen Wu	Chung-Han Hsin
<b>Presidential Talks</b>			<b>Location: 9F, Auditorium</b>
13:30–13:50	Frontal Sinus Surgery: Tips and Pitfalls	Dong-Young Kim	Sheen-Yie Fang
13:50–14:10	Allergy Management in Rhinosinusitis Patients	Supinda Chusakul	Chih-Jaan Tai
14:30–14:40	Discussion		

# 2026 Taiwan Rhinology Society Annual Meeting & International Conference

- Different Paths, Shared Future: Strategies for Sinusitis and Rhinitis -

● 2026/3/29 (Sun) 08:00-16:50

● Location: Mackay Memorial Hospital, Gospel Building, 9F Auditorium

Time	Topic	Speaker	Moderator
<b>Panel Discussion I</b>		<b>Location: LectureHall 1 Room</b>	
14:45-14:55	How I manage recalcitrant CRS	Ping-Hung Shen	Peter-John Wormald
14:55-15:05		Satoshi Aoki	
15:05-15:15		Seung-No Hong	
15:15-15:25		Tung-Tsun Huang	
15:25-15:35	Discussion		
<b>Panel Discussion II</b>		<b>Location: LectureHall 2 Room</b>	
14:45-14:55	Controversies in medical treatment of CRS	Yun-Ting Chao	Rong-San Jiang Yih-Jeng Tsai
14:55-15:05		Saisawat Chaiyasate	
15:05-15:15		Kenzo Tsuzuki	
15:15-15:25		Yen-Ting Lu	
15:25-15:35	Discussion		
15:35-15:55	Coffee break		
<b>International Session I: Complications in Sinusitis: From Disease to Surgery</b>		<b>Location: Lecture Hall 1 Room</b>	
15:55-16:05	Post-Radiotherapy Sinonasal Dysfunction in Patients with Nasopharyngeal Carcinoma	Sheng-Dean Luo	Ling-Feng Wang Sachio Takeno
16:05-16:15	Delayed Tension Pneumocephalus Following Intraoperative Cerebrospinal Fluid Leakage Repair	Jae Hoon Cho	
16:15-16:25	Management of Orbital Complication and CSF Leakage During Endoscopic Sinus Surgery: A Case-Based Video Presentation	Chia-Hsing Lin	
16:25-16:35	Management of Internal Carotid Artery Injury in Endoscopic Endonasal Surgery	Heng-Jui Hsu	
16:35-16:45	Discussion		
<b>International Session II: Skull base and sinonasal tumor surgery</b>		<b>Location: Lecture Hall 2 Room</b>	
15:55-16:05	Endoscopic assisted maxillectomy: redefining the posterior margin	Chung Chun Kit Joseph	Chih-Wen Twu Ji-Hun Mo
16:05-16:15	Mucosal Melanoma of the Sinonasal Cavity: Treatment Strategies and Outcomes	Tomohisa Iinuma	
16:15-16:25	A Rare Dual Presentation of Nasal Cavity Schwannoma and Sphenoid PNET/Ewing Sarcoma	Kannika Roongrotwattanasiri	
16:25-16:35	Beyond the Sphenoid Sinus: Lessons from Combined Endoscopic Skull Base Surgery with Neurosurgeons	Yi-Tsen Lin	
16:35-16:45	Discussion		
16:45-16:50	Closing remark		

